

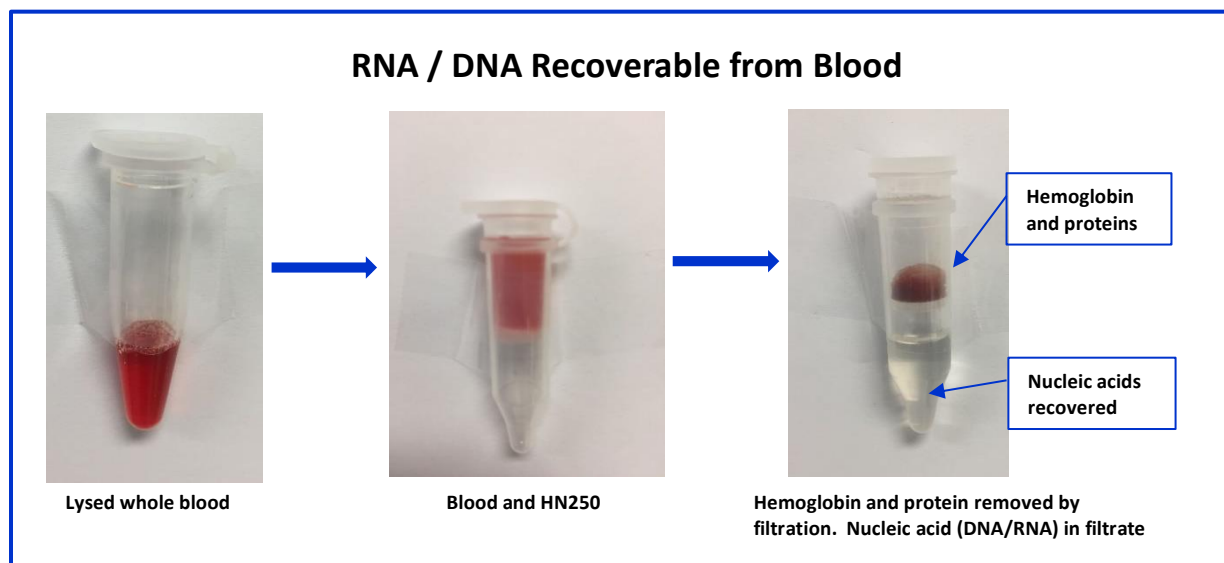


BIOTECH SUPPORT GROUP

HemogloBind™ Nucleic Acid Suspension Reagent to remove Hemoglobin interference for PCR

- Suitable for infectious disease research or rigorous analysis for whole blood or heavily hemolyzed samples
- Scaleable suspension reagent
- Robust and simple, no phenol/chloroform or ammonium sulfate precipitation
- High Yield – free and soluble DNA or RNA is highly recoverable
- > 95% Hemoglobin and Protein removal from whole blood lysates & dried blood cards
- Eliminates inhibitory effects of heme for PCR applications
- Compatible with silica-type final isolation preps

Some infectious viruses are known or suspected to be associated with red cells, such as Zika and West Nile viruses. So to detect their presence, it is becoming increasingly apparent to use whole blood, rather than plasma alone, as a starting sample type. However, the presence of hemoglobin from whole blood lysates is challenging for PCR because of the large amount of hemoglobin present. **HemogloBind™ Nucleic Acid** is designed to efficiently remove hemoglobin while maintaining very high recovery of nucleic acids, both RNA and DNA.





BIOTECH SUPPORT GROUP

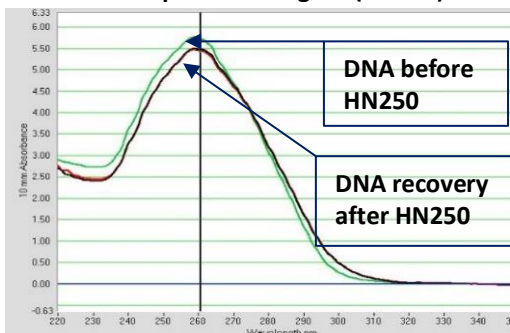
The protocol is easily scaled up or down to accommodate different starting blood volumes and works with common lysis buffers. Simply adjust the reagent volumes 5:1 proportionally to the starting blood volume.

PERFORMANCE EFFICIENCY	HemogloBind™ Nucleic Acid Suspension Reagent: Sample Volume Ratio	Nucleic Acid Recovery
RNA from Yeast, Total OD $A_{260} = 15$	5 : 1	>95%

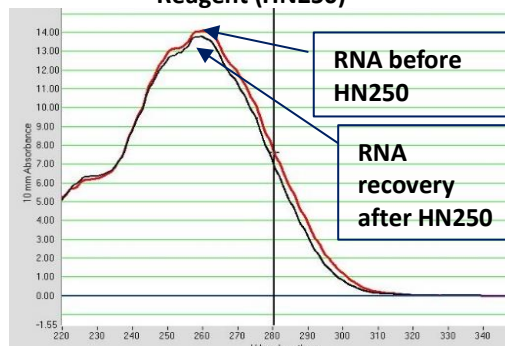
PERFORMANCE EFFICIENCY	HemogloBind™ Nucleic Acid Suspension Reagent	Hemoglobin Removal	Protein Removal
50 μ l whole blood (Lysed using 3 M GuSCN. Final volume 150 μ l.)	250 μ l	>95%	>95%

Effect of HemogloBind™ Nucleic Acid on RNA / DNA

Absorbance at 260nm showing DNA (250 μ g/ml) in sample before and after treatment with HemogloBind™ Nucleic Acid Suspension Reagent (HN250)



Absorbance at 260nm showing RNA (500 μ g/ml) in sample before and after treatment with HemogloBind™ Nucleic Acid Suspension Reagent (HN250)

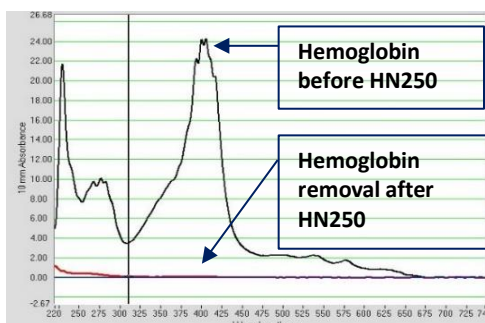




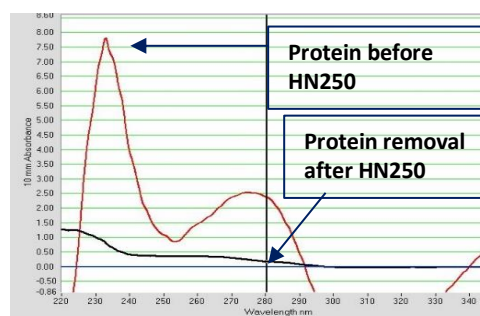
BIOTECH SUPPORT GROUP

Effect of HemogloBind™ Nucleic Acid on Lysed Blood

Absorbance at 410nm showing hemoglobin in blood before and after treatment with HemogloBind™ Nucleic Acid Suspension Reagent (HN250)



Absorbance at 280nm showing protein in blood before and after treatment with HemogloBind™ Nucleic Acid Suspension Reagent (HN250)



Product	Item No.
HemogloBind™ Nucleic Acid 5ml	HN250-20
HemogloBind™ Nucleic Acid 50ml	HN250-200

MATERIALS

Materials required	HN250-20	HN250-200
HemogloBind™ Nucleic Acid supplied as Suspension Reagent in <5 % Isopropanol	5 ml	50 ml
No. Preps Based on 50 µl of lysed blood sample	20 preps	200 preps
Lysis buffers	Not supplied	Not supplied
Wide bore pipette tips	Suggested (Not Supplied)	Suggested (Not Supplied)



BIOTECH SUPPORT GROUP

PROTOCOL - Based on 50 μ l of blood or hemolyzed plasma sample

The suspension is supplied in <5% Isopropanol.

The reagent is compatible with most lysis conditions, including Guanidine Thiocyanate. Proportions of **HemogloBind™ Nucleic Acid** reagent, can be adjusted v:v, to different ratios depending upon the amount of Hemoglobin present. It is readily scaleable to larger 15 to 50 ml centrifuge tubes if necessary.

1. This step removes the alcohol before use. Shake **HemogloBind™ Nucleic Acid** reagent well to completely resuspend. Using a wide bore pipette tip, add 250 μ l of **HemogloBind™ Nucleic Acid** reagent to a microfuge tube. Centrifuge the suspension for 10 minutes at 10,000g's. Discard the supernatant. Add RNase/DNase free water (to original 250 μ l volume) and vortex for 5 mins to re-suspend the reagent.
2. Add the hemolyzed blood sample to the reagent that has been resuspended. Vortex for 20 seconds. Mix by inversion for 10 minutes. IMPORTANT NOTE: Failure to mix thoroughly will result improper separations and performance.
3. Centrifuge for 10 minutes at 10,000 x G's.
4. Carefully pipette the supernatant containing the nucleic acid (DNA / RNA). The hemoglobin and proteins are retained in the pellet.

Proportions of **HemogloBind™ Nucleic Acid** reagent, can be adjusted v:v, to different ratios depending upon the amount of Hemoglobin present.

CONTACT US

We welcome your questions and comments regarding our products.

Call 732-274-2866, 800-935-0628 (North America) Mon-Fri 9am-6pm EST.

Fax 732-274-2899

Email sales@biotechsupportgroup.com

Mail 1 Deer Park Drive, Suite M, Monmouth JCT, NJ 08852, USA